



greenlux
cost reduction LED lighting

Cree Round LED Wall Washer Downlight

Available in Multiple Wattages
80% lumen maintenance at 50,000 hours



- Architectural Design
- Anti-glare, High CRI 90
- Triac / 0-10V / Dali Dimmable options
- High quality Luminus COB chipset
- High light output
- High quality Aluminum housing
- Applications include restaurants, offices, shops, schools, hotels & households. Also widely used for public areas such as stairways, lobby, receptions & corridors.

Specifications

Colour Range	2700-6000k
Power Consumption	10W / 25W / 35W
Lumen	80lm/W
Input Voltage	AC 100-240V
Beam angle	60° / 65° / 70°
CRI	>90
Power Factor	>0.95
Driver	Class II

Dimensions & Materials

		Cutout
Product Dimensions (mm)	10W	Ø86 * 80 Ø75
	25W	Ø138 * 105 Ø125
	35W	Ø165 * 115 Ø150
Housing Material	Aluminum Housing	
Housing Color	White / Silver / Black	





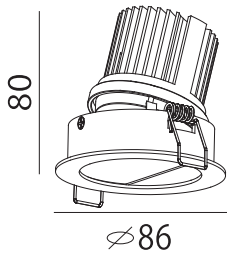
greenlux
cost reduction LED lighting

Cree Round LED Wall Washer Downlight

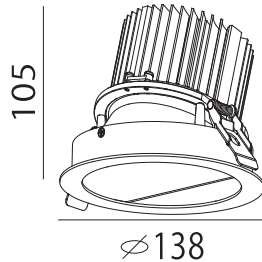
Available in Multiple Wattages
80% lumen maintenance at 50,000 hours

Dimensions

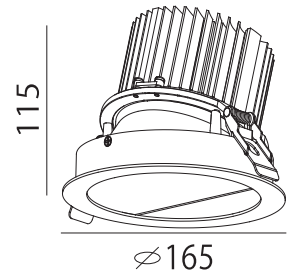
10W



25W



35W



Model#	Dimensions (mm)	Cutout (mm)	Beam Angle	CCT	Lumens	Wattage	LED	Dimmer
GJCRE-10W-R	Ø86*80	Ø75			800	10W		Triac
GJCRE-25W-R	Ø138*105	Ø125	60°/65°/70°	2700-6000k	2000	25W	Luminus COB	0-10V
GJCRE-35W-R	Ø165*115	Ø150			2800	35W		Dali