



Recessed LED Soft Beam Stair Light and Wall Light



LED Colour Temperature

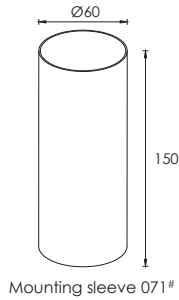
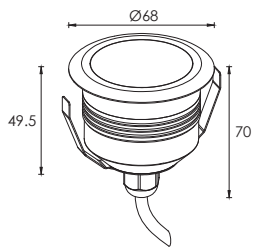
- 2000K
- 3000K
- 6000K

Optics

- N/A


Outer Dimensions

Unit:mm

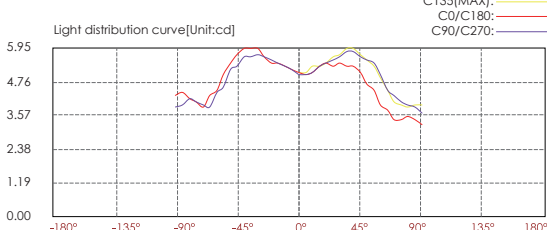
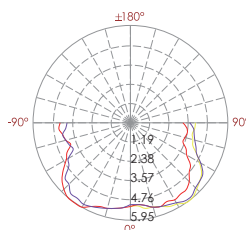


Material specifications

Housing	12# Die-casting grey powder coated aluminum. T=60-80µm Adhesion of ISO class 1/ASTM class 4B
Beam windows	50% transmittance PC cover
Waterproof seal	Rubber seal
Operating temperature	-20°C~40°C
Power Cable	H05RN-F 2X1.0mm ² L=0.5m(low voltage) H05RN-F 3X1.0mm ² L=0.5m(high voltage)
Mounting sleeve	ABS 071#
Dimmable Support	Triac PWM 1-10V Dali



Item	Light source	Input voltage(V)	Typical operating current(mA)	Typical consumption(W)	Typical luminance(lm)	IK rate
GKD1B00136	1×2W	24V DC 120/240	24V = 110 120V = 46 240V = 26	24V = 2.6 120V = 2.8 240V = 3.0	Cool white =19 Warm white =20	09



Ver.Spread:176.4 Horiz.Spread:176.1

Center beam LUX	Beam width V	H
2m 1.28 LUX	123.8m	113.6m
4m 0.32 LUX	247.5m	227.2m
6m 0.14 LUX	371.3m	340.8m
8m 0.08 LUX	495.0m	454.5m
10m 0.05 LUX	618.8m	568.1m
12m 0.04 LUX	742.5m	681.7m