



# Wall Washer 2715

IP-65 Slim Type Linear Wall Washer



### LED Colour Temperature


- 2000K
- 4000K
- 6000K

### Optics




B38
L0130D014YH 30°
L0140D014YH 40°

### B38



30°

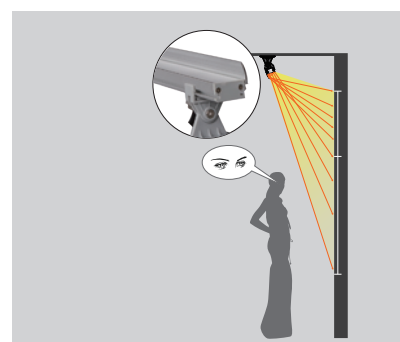
40°



Air Valve



Cap-Optional Accessory

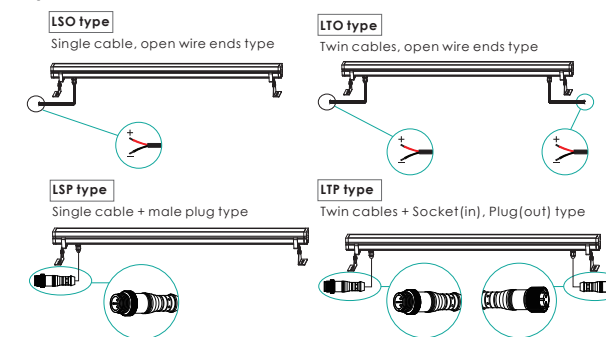
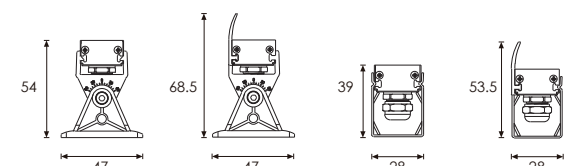
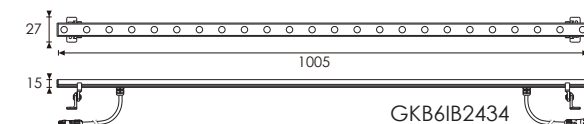
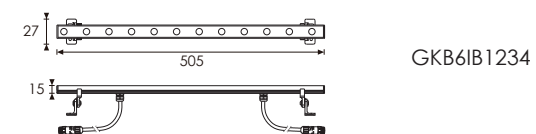


The cap can effectively :  
1.Reduce the people view angle to the light  
2.concentrate the brightness.



Bracket


### Outer Dimension Unit:mm



### Material specifications

Housing	Aluminum extrusion #6061, finish: Anodized or Painting.
Bracket	Nylon Rotatable type bracket or Stainless steel Angle-Fixed type bracket
Light Window	Tempered glass T=2mm <sup>2</sup> with printing.
Cable gland	Copper PG-7 IP65
Power cable	H03VV-F 2X0.75mm <sup>2</sup> L=20 cm With Plug/Socket connector MAX capacity of Current=5A
Dimmable Support	<b>Triac PWM 1-10V Dali</b>

### Optional Parts



Item	Light source	Lens	Length L=(mm)	The manufacturer selected lens degree(°)θ1/2	Input voltage(V)	Typical operating current(mA)	Typical consumption(W)	Typical luminance(lm)	IK rate
GKB6IB0634	6×0.5W NICHIA	B38	255	40°	24V DC	152	3.6	Cool white=320 Warm white=289	05
GKB6IB1234	12×0.5W NICHIA	B38	505	40°	24V DC	305	7.30	Cool white=557 Warm white=510	05
GKB6IB2434	24×0.5W NICHIA	B38	1005	40°	24V DC	611	14.7	Cool white=1114 Warm white=1020	05

